



# Parrot Kindergarten's Fall Fun

Below you'll find ideas for fun and adventure this fall season!

They are sorted into:

- Crafts
- Books
- Lessons
- Tablet Games
- Together Time
- Foraging
- Food & Recipes

\*\*Extra favorite activities

## CRAFTS:

### 1. Decorate pumpkins\*\*

Grab anything – from stickers or paint to silk flowers and a glue gun – and let your learner pick which decorations they want, and even where to stick them.

### 2. Halloween foam kit – build a cat/ghost/jack-o-lantern

Grab a [foam sticker set](#) and let your learner help you decorate! One of the nice things about craft sets is that you can use them year after year. You can also let your learner create foam Pumpkin Faces with this all-around-fun Halloween Pumpkins craft kit from Amazon.



### 3. Fall foam kit – decorate acorns and fall leaves

Like the Halloween foam kit, [this fall-themed foam set](#) is chock-full of YEARS of crafty fall fun. Jen also uses the set to play matching games and as her fall-themed “Go Fish” deck. Find [fun faces](#), here, and beautiful [fall leaf foam ornaments](#) here.



### 4. Carve a pumpkin

The timeless fall classic, let your learner pick the eyes, nose, and mouth shapes for your pumpkin as you carve together. (Or use a drill and make cute holes!) Don't forget to fry up the yummy seeds, and let them forage in the pulp.

### 5. Pop-Pop Apple Trees

With some construction paper, glue and pom-poms, your little one will enjoy helping make [an apple tree](#)! May we suggest some apple snacks (or even apple cider) to go along with your fun craft time?

### 6. Silly Pumpkin Sticker Faces

Grab a Halloween [sticker kit from Amazon](#) and let your learner design their own pumpkin faces!

### 7. Make a fall-themed bookmark (or a few of them – they're wonderful gifts!)

Grab some colorful paper and decorate it with leaves, stickers, or other fall-themed items. These make GREAT gifts for friends and family, too!

8. Fall Garland of Leaves

Make a beautiful garland of leaves and pumpkins with coffee filters with [this cute craft!](#) Your learner can pick their favorite colors and designs as you collaborate on autumn decorations!

9. Create a mixed media picture with leaves, twigs, and other “treasures” from your nature walk

With some paper (or a canvas), you can glue nature treasures into a collage. Let your learner pick their favorite items and even touch on the paper where they want you to glue it. (To create forever art, sponge it with modge podge afterward and hang it every fall season!)

10. Create mummy candle jars (with led lights)

Add two little eyeballs and some white tape to a jar, drop in an LED light and you’ve got mummies! Let your learner pick their favorite jars, LED colors, and tape colors... they can pick the eyeball size too!



11. Pumpkin doll house

Grassy moss, little chairs and furniture... The cutest little fall houses! Let your learner pick out the decorations for a pumpkin doll house.

12. Fall magnets\*\*

Little canvas magnets (from Walmart, Amazon or the craft store) are perfect hanging or fridges! Let your learner select their favorite fall stickers, artificial flowers, or nature art (like leaves, twigs, and acorns) to create beautiful artwork you can hang every year. These make great gifts, too!



13. Halloween sticker magnets\*\*

Just like the fall magnets, but with Halloween fun!

## BOOKS:

### 14. Touch and Feel Fall: Scholastic Early Learners (Touch and Feel) Board Book

*Touch and Feel Fall* is an exciting board book for very young children. Children will love discovering images of the fall season and feeling the amazing touches that appear on every page.



### 15. Teeny Tiny Ghost

An adorable spooky twist on *The Teeny Tiny Woman* that's perfect for Halloween! In the teeny tiny barn of a teeny tiny house lived a teeny tiny ghost and a teeny tiny mouse... This teeny tiny ghost is too little to be spooky. Will she find her voice... and a friend, too? Discover the perfect Halloween read-aloud, full of vibrant illustrations, bouncy rhymes, and an adorable friendship duo! Celebrate the seasons with *Teeny Tiny!*

### 16. Five little pumpkins\*\*

With bouncy, rhyming text in verse from the classic nursery rhyme and bold, dynamic illustrations from acclaimed author-illustrator Dan Yaccarino, *Five Little Pumpkins* is a must-have Halloween board book! [Check out this free printable booklet!](#) You can create a *Five Little Pumpkins* book together.

### 17. Fall (Bright Baby Touch and Feel) Board book

With seasonal pictures for Fall and Thanksgiving, Roger Priddy's *Bright Baby Touch and Feel Fall* is an engaging book to share with babies and toddlers.



### 18. A very brave witch\*\*

It's Halloween night and an extraordinarily brave witch has decided to venture out of her safe, haunted house and see for herself just how odd those humans can be, and what's more if it's true they walk instead of fly, wear unpointed hats, and hardly cackle at all.

### 19. I Love Fall!: A Touch-and-Feel Board Book

From woolly scarves and plump orange pumpkins to crunchy leaves and smooth wicker baskets, readers will delight in all the different textures fall has to offer. With simple, rhyming verses and sweet, vibrant illustrations, youngsters can celebrate the season with this touch-and-feel board book that's perfect for small hands.



## 20. Peek a flap boo

Peek-a-BOO! Look around the pumpkin patch for little creatures hiding among the pumpkins, choose your favorite costume in the parade, take a haunted hayride, and more. Talk about Halloween traditions, like pumpkin carving, trick-or-treating, and costume parties.

## 21. Little Acorn: Padded Board Book

An Igloo Books bestseller! Have you ever wondered what happens when a little acorn becomes a big oak tree? This beautifully illustrated story will delight children and parents alike, and also offers a perfect introduction to the life cycle of trees.

## 22. How to catch a monster

Get ready to laugh along in this fun children's monster book as a brave young ninja heads into the closet to meet the monster that's been so scary night after night! But what if our monster isn't scary at all? Maybe our hero is about to make a friend of the strangest sort...

## 23. Pop Up Peekaboo Pumpkin

Can you find Little Black Cat and her friends hiding under the flaps? Let's look behind the cauldron. You better watch out! They might jump out at you. Peek-a...BOO! This spooky pop-up book is entertaining for Halloween, and all year round. Perfect for children to read, again and again. Bold, brightly colored pictures, exciting pop-ups, hide-and-seek surprises and lively rhymes.



## 24. The Little Ghost Who Didn't Like to be Scary

Layla is a ghost and ghosts are supposed to be scary. They're supposed to haunt castles and shout BOOO! But Layla would much rather play with her friends. When Halloween approaches, she needs to decide whether she's going to be a proper ghost or if there's another way. One that doesn't involve being scary.

## 25. You're My Little Pumpkin Pie Board book\*\*

With adorable illustrations, shaped cutouts, and raised elements, this sweet, interactive board book celebrates the little pumpkin pie in your life!

# LESSONS:

26. [Learn to play the Game of War](#)

27. [Learn to play Go Fish](#)

28. Learn small/medium/big using leaves or pumpkins

Using the same vocabulary training technique as colors or shapes, teach your bird the words “small, medium, and big” with leaves or pumpkins!

29. Halloween vocab: pumpkin, witch, ghost, monster, cat, haunted house...

The holidays provide tons of enrichment opportunities – and lots of vocabulary learning, too! Your learners can fall in love with Halloween when they learn themed vocabulary such as “pumpkin, cat, ghost, monster, witch, etc” – words and themes that will come up time and again in their books, crafts, and cartoons!

30. Fall vocab (3 points per vocab word): leaves, trees, fire (not around birdies, but in media)

Like the Halloween vocabulary, your learner can enjoy tons of extra enrichment through seasonal vocabulary such as leaves, trees, fire/fireplace (although not around birds, just pics!) – words that will help them love Fall books, cartoons, and crafts even more!

31. Thank you vocab

At Thanksgiving, I teach (and now review) thankfulness vocabulary. I create a symbol that means “thankful” – perhaps giving hands or the word “thank you” on a card. Then I associate giving my birds a treat with the thankful symbol while I say, “You feel THANKFUL! What do you say when you get a treat? THANK YOU! You feel THANKFUL!”

Then I ask them for something they can ‘give’ me, for example, “May I have a kiss?” “May I touch your foot?” or “Can you touch the target?” I say, “I feel so THANKFUL! Thank you!!!” while I hold up the symbol and associate receiving with expressing thankfulness.

You can continue to generalize giving/receiving and expressing gratitude with other activities/items. You can also make a list of things for which your bird is grateful by asking, “Are you thankful for... treats? Kisses? Mom? Friend?” using pre-conditioned vocabulary – and you can [create a thankfulness tree](#) with the things for which they are grateful!

32. Weather vocab: hot & cold, inside & outside

I used cups of water (warm and cold) to teach “hot” and “cold.” (You could also teach hot, warm, cool, cold.) Then I also taught them “inside” and “outside” vocabulary with a ball – ball inside, ball outside. For seasons, I taught them: Fall – cool outside, Winter – cold outside, Spring – warm outside, Summer – hot outside.

### 33. Count ghosts or pumpkins

With the counting lessons, you can combine fun Halloween themes to your little one's learning by letting them count ghosts (or pumpkins, or anything else)! I put stickers on index cards (1 pumpkin, 2 pumpkins, 3 pumpkins...) to help them practice their counting AND have fun with our holiday themes!

### 34. Count/sort leaves and acorns into separate bins

With the counting lessons, you can combine fun autumn themes to your little one's learning by letting them count leaves (or pumpkins, or acorns)! I put stickers on index cards (1 pumpkin, 2 pumpkins, 3 pumpkins...) to help them practice their counting AND have fun with our holiday themes! You can also teach your bird to sort items into baskets – hold up, for example, a leaf and ask "Which one?" and then hold up two baskets and let your learner help pick out which baskets get leaves, which ones get acorns, etc.

### 35. Halloween cartoon playlist



My birds have 2 playlists of about 4-5 hours each, chock full of adorable Halloween cartoons. Baby Sensory cartoons include soft, fun music with holiday themes, and you can also check out Halloween specials from your birds' favorite shows: Peppa Pig, Bernstein Bears, AlphaBlocks, Sesame Street... A general YouTube search for "toddler Halloween" filtered to 20+ minute videos has great results too, and is quick to turn into a playlist.

### 36. Create a fall cartoon playlist

YouTube has beautiful fall scenes set to music as well as fun cartoons about leaves, trees, and all things autumn! My birds have 2 playlists of about 4-5 hours each with pretty images and music, cartoons, and learning all related to fall for new and fun sensory experiences and learning.

### 37. Create a fall music playlist


Music provides wonderful auditory enrichment, and seasonal themes bring novelty to the experience! We love to listen to George Winston, Michael Hedges, William Ellwood, and Will Ackerman – especially this time of year.

### 38. Add/teach cartoon playlist on CommBoard

Add the cartoon themed playlists to your CommBoard and teach your birds how to ask for their favorite cartoons. [Click here for the lesson!](#)

39. Add/teach fall music playlist on CommBoard or with Symbols

Like the cartoon playlist, you can [teach your bird to request different kinds of music](#) – guitar, piano, classical, dance, and more! [Here's the lesson on the CommBoard.](#)

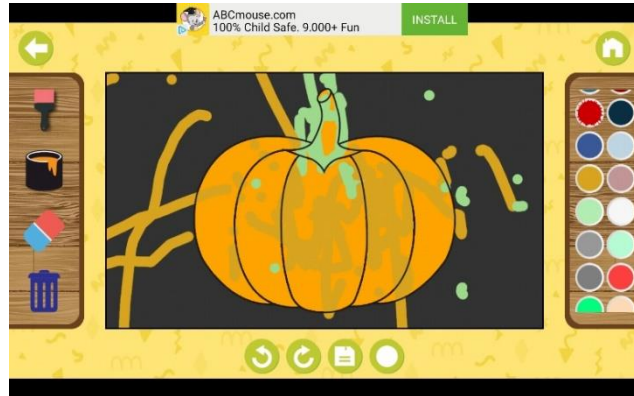




## TABLET:

40. Color a pumpkin or other Halloween-themed character\*\*

The Kids Coloring Book app has a cute pumpkin (under the letters menu – P!) your learner can color!



41. ColorJoy Halloween Coloring Game

Your learner can color adorable Halloween scenes with this free app!

42. Coloring Autumn (Jupet)

These beautiful autumn-themed pictures are easy to color for birds! They can easily pick colors from the palette and use paint bucket fill mode to create beautiful art. You'll want to hang it on your fridge!

43. Thanksgiving Games for Kids (Kidsgames)\*\*

The Shape Puzzle activity and the Scratch Game (the picture "scratches off" wherever the birds touch!) are a fun way to celebrate the fall season!

44. Halloween ghosts matching game (Little Bat Adventures)

Fun-filled and simple, this colorful memory game allows 2x2 matching – perfect for bird kids! And it has adorable spooky music, too.

45. Halloween puzzle for kids & toddlers (Yoger Games – Educational games for boys and girls)

You'll want to bring the puzzle pieces a bit closer to the target, but this is a Halloween-themed game that also builds motor skills. And it's not too scary at all!



Kids Coloring Book  
kidsplaylearninggames.com · Education  
4.2 ★ 1M+

## TOGETHER TIME:

### 46. Nature Scavenger hunt – collect leaves and acorns

If it's safe for your bird to be outdoors (and they like it), go for a fall-filled adventure, collecting leaves, acorns, twigs, and other things. If you want to make a game out of it, check out this fun [Fall Scavenger Hunt!](#)

### 47. Go for a nature drive and look at the changing leaves OR check out Halloween decorations\*\*

For birds that love car rides, this can be a beautiful way to share the changing season together. Ellie asks for "Car ride!" often during the fall and winter because she loves looking at the lights and seeing people outside.

### 48. Play go fish with autumn or Halloween themed card decks\*\*

We use foam shapes (like these [autumn ones](#) from Amazon) for our "card deck" and play cards before bed. (Check out your matching lesson [here](#), and the game play [here](#).) When family and friends come to visit, we include them in a round of cards too! Card games are a fantastic way to keep already-learned vocabulary fresh and top-of-mind.

### 49. Play "War" with Halloween or Autumn themed card decks

Card games are a favorite just-before-bed activity in our home. Add differing quantities of pumpkin or leaf stickers to a blank deck of playing cards to create "more" and "less." Then teach your bird quantity discrimination and let them beat you at cards! (Our "more and less" discrimination lesson is [here](#), and game play instructions are [here](#)!)



### 50. Play "Which Hand?" with Halloween or Autumn themed items

Amongst us siblings, the "Which Hand?" game was a favorite in the backseat during car rides. The game itself is really easy – teach your bird to touch your hand on cue (like target training). Then hide a tiny fall or Halloween token in one of your hand (I have a little spider in the picture!) and ask, "Which hand?" When they select, open your hand. If they're right, they get a treat, and if they're wrong, they get to try

again.



#### 51. Family Thanksgiving

Celebrate the holidays together with a shared (birdie-safe) meal! In our home, Grandma comes to visit and we use cute holiday-themed paper plates to set the festive mood. The bigger birds sit on baskets or chair backs and tiny Lily had table privileges.

#### 52. Family dinner & Go Fish

Turn on your favorite tunes, make a family meal and play cards together afterward for precious memories you'll always cherish!

#### 53. Halloween dance party

My birds LOVE to dance and sing! Some of our favorite Halloween tunes include: Monster Mash, the Purple People Eater, Toccata and Fugue, and Ride of the Valkyries. (You can also find a Halloween playlist on YouTube, Pandora, or Spotify, too.)



#### 54. Halloween cartoon playlist

My birds have 2 playlists of about 4-5 hours each, chock full of adorable Halloween cartoons. Baby Sensory cartoons include soft, fun music with holiday themes, and you can also check out Halloween specials from your birds' favorite shows: Peppa Pig, Bernstein Bears, AlphaBlocks, Sesame Street... A general YouTube search for "toddler Halloween" filtered to 20+ minute videos has great results too, and is quick to turn into a playlist.



#### 55. Halloween family movie night

Pop some popcorn (save the unsalted, unbuttered ones for your bird) and turn on your favorite family Halloween cartoons to watch together. We love Tom & Jerry cartoons, Casper the Ghost, and the Nightmare Before Christmas.

## FORAGING:



### 56. Pumpkin foraging

Add a pumpkin to your bird's play area – either raw or baked – and let them play. (Ensure they are comfy with it and not scared!) To bake it, cut a pie pumpkin in half and bake face-up at 425 degrees for 35 minutes. Once it's cooled, drop in some treats and let your learner hunt through the pulp and seeds. (They'll probably nom some too!) With raw pumpkins, you can cut a hole in the side to drop in treats and let your bird get to work for their yums!

### 57. Autumn leaf and stick foraging

Collect leaves and sticks for your bird to enjoy – and FIRST make sure the leaves and sticks are BIRD SAFE! Then bake them at 200 degrees for 2 hours. Once they are safe to use, you can place them in a foraging bowl (and even drop in treats) for fun sensory play and exploration.

### 58. Halloween bag foraging

Grab Halloween *paper* cookie treat bags from Walmart, Michaels, Amazon, or your favorite craft store. Stuff it with shredded paper (or paper towels) and treats, and tie with a zip tie. Your bird will enjoy tearing through the paper for their treats – and have colorful play experiences, too! (You may need to show your bird how to forage in the bags and build up to shredded paper.)

### 59. Fall bag foraging

This is the same as the Halloween bag foraging, but with adorable fall-themed paper cookie bags!



## FOOD & RECIPES:


### 60. Monster pancakes

Mix up 1 banana with 2 eggs and fry it in coconut or olive oil for a few minutes! Then add little candy eyeballs for monster pancakes! (Don't worry, I've never seen the birds actually eat the candy!)



### 61. Pumpkin smoothies

Cut a small pie pumpkin in half, sprinkle with cinnamon, and bake at 425 degrees for 35 minutes (until soft). Then add ½ the pulp and a banana with 2 cups of water and a handful of ice to a blender for a delicious pumpkin smoothie!



### 62. Birdie pumpkin pie

Pumpkin pie for your favorite li'l feathered pumpkin! Obviously there are standard disclaimers like: don't let your bird eat tinfoil, and yes the crust has some sugar in it. The rest is vegan and unprocessed! Cut a small pie pumpkin in half, sprinkle with cinnamon, and bake at 425 degrees for 35 minutes (until soft). Blend ½ with a banana and fill a tiny graham cracker pie crust with the mixture for little bird pumpkin pies! Nom nom nom! 😊