



Parrot Kindergarten's

# Seasonal Celebration

Below you'll find ideas for fun and adventure this fall season!

They are sorted into:

- Crafts
- Books
- Lessons
- Tablet Games
- Together Time
- Foraging
- Food & Recipes

\*\*Extra favorite activities

## CRAFTS:

### 1. Decorate pumpkins\*\*

Grab anything – from stickers or paint to silk flowers and a glue gun – and let your learner pick which decorations they want, and even where to stick them.

### 2. Halloween foam kit – build a cat/ghost/jack-o-lantern

Grab a [foam sticker set](#) and let your learner help you decorate! One of the nice things about craft sets is that you can use them year after year. You can also let your learner create foam Pumpkin Faces with this all-around-fun Halloween Pumpkins craft kit from Amazon.



### 3. Fall foam kit – decorate acorns and fall leaves

Like the Halloween foam kit, [this fall-themed foam set](#) is chock-full of YEARS of crafty fall fun. Jen also uses the set to play matching games and as her fall-themed “Go Fish” deck. Find [fun faces](#), here, and beautiful [fall leaf foam ornaments](#) here.



### 4. Carve a pumpkin

The timeless fall classic, let your learner pick the eyes, nose, and mouth shapes for your pumpkin as you carve together. (Or use a drill and make cute holes!) Don't forget to fry up the yummy seeds, and let them forage in the pulp.

### 5. Pop-Pop Apple Trees

With some construction paper, glue and pom-poms, your little one will enjoy helping make [an apple tree](#)! May we suggest some apple snacks (or even apple cider) to go along with your fun craft time?

### 6. Silly Pumpkin Sticker Faces

Grab a Halloween [sticker kit from Amazon](#) and let your learner design their own pumpkin faces!

### 7. Make a fall-themed bookmark (or a few of them – they're wonderful gifts!)

Grab some colorful paper and decorate it with leaves, stickers, or other fall-themed items. These make GREAT gifts for friends and family, too!

8. Fall Garland of Leaves

Make a beautiful garland of leaves and pumpkins with coffee filters with [this cute craft!](#) Your learner can pick their favorite colors and designs as you collaborate on autumn decorations!

9. Create a mixed media picture with leaves, twigs, and other “treasures” from your nature walk

With some paper (or a canvas), you can glue nature treasures into a collage. Let your learner pick their favorite items and even touch on the paper where they want you to glue it. (To create forever art, sponge it with modge podge afterward and hang it every fall season!)

10. Create mummy candle jars (with led lights)

Add two little eyeballs and some white tape to a jar, drop in an LED light and you’ve got mummies! Let your learner pick their favorite jars, LED colors, and tape colors... they can pick the eyeball size too!



11. Pumpkin doll house

Grassy moss, little chairs and furniture... The cutest little fall houses! Let your learner pick out the decorations for a pumpkin doll house.

12. Fall magnets\*\*

Little canvas magnets (from Walmart, Amazon or the craft store) are perfect hanging or fridges! Let your learner select their favorite fall stickers, artificial flowers, or nature art (like leaves, twigs, and acorns) to create beautiful artwork you can hang every year. These make great gifts, too!



13. Halloween sticker magnets\*\*

Just like the fall magnets, but with Halloween fun!

## BOOKS:

### 14. Touch and Feel Fall: Scholastic Early Learners (Touch and Feel) Board Book

*Touch and Feel Fall* is an exciting board book for very young children. Children will love discovering images of the fall season and feeling the amazing touches that appear on every page.



### 15. Teeny Tiny Ghost

An adorable spooky twist on *The Teeny Tiny Woman* that's perfect for Halloween! In the teeny tiny barn of a teeny tiny house lived a teeny tiny ghost and a teeny tiny mouse... This teeny tiny ghost is too little to be spooky. Will she find her voice... and a friend, too? Discover the perfect Halloween read-aloud, full of vibrant illustrations, bouncy rhymes, and an adorable friendship duo! Celebrate the seasons with *Teeny Tiny!*

### 16. Five little pumpkins\*\*

With bouncy, rhyming text in verse from the classic nursery rhyme and bold, dynamic illustrations from acclaimed author-illustrator Dan Yaccarino, *Five Little Pumpkins* is a must-have Halloween board book! [Check out this free printable booklet!](#) You can create a *Five Little Pumpkins* book together.

### 17. Fall (Bright Baby Touch and Feel) Board book

With seasonal pictures for Fall and Thanksgiving, Roger Priddy's *Bright Baby Touch and Feel Fall* is an engaging book to share with babies and toddlers.



### 18. A very brave witch\*\*

It's Halloween night and an extraordinarily brave witch has decided to venture out of her safe, haunted house and see for herself just how odd those humans can be, and what's more if it's true they walk instead of fly, wear unpointed hats, and hardly cackle at all.

### 19. I Love Fall!: A Touch-and-Feel Board Book

From woolly scarves and plump orange pumpkins to crunchy leaves and smooth wicker baskets, readers will delight in all the different textures fall has to offer. With simple, rhyming verses and sweet, vibrant illustrations, youngsters can celebrate the season with this touch-and-feel board book that's perfect for small hands.

## 20. Peek a flap boo

Peek-a-BOO! Look around the pumpkin patch for little creatures hiding among the pumpkins, choose your favorite costume in the parade, take a haunted hayride, and more. Talk about Halloween traditions, like pumpkin carving, trick-or-treating, and costume parties.

## 21. Little Acorn: Padded Board Book

An Igloo Books bestseller! Have you ever wondered what happens when a little acorn becomes a big oak tree? This beautifully illustrated story will delight children and parents alike, and also offers a perfect introduction to the life cycle of trees.

## 22. How to catch a monster

Get ready to laugh along in this fun children's monster book as a brave young ninja heads into the closet to meet the monster that's been so scary night after night! But what if our monster isn't scary at all? Maybe our hero is about to make a friend of the strangest sort...

## 23. Pop Up Peekaboo Pumpkin

Can you find Little Black Cat and her friends hiding under the flaps? Let's look behind the cauldron. You better watch out! They might jump out at you. Peek-a...BOO! This spooky pop-up book is entertaining for Halloween, and all year round. Perfect for children to read, again and again. Bold, brightly colored pictures, exciting pop-ups, hide-and-seek surprises and lively rhymes.



## 24. The Little Ghost Who Didn't Like to be Scary

Layla is a ghost and ghosts are supposed to be scary. They're supposed to haunt castles and shout BOOO! But Layla would much rather play with her friends. When Halloween approaches, she needs to decide whether she's going to be a proper ghost or if there's another way. One that doesn't involve being scary.

## 25. You're My Little Pumpkin Pie Board book\*\*

With adorable illustrations, shaped cutouts, and raised elements, this sweet, interactive board book celebrates the little pumpkin pie in your life!

# LESSONS:

26. [Learn to play the Game of War](#)

27. [Learn to play Go Fish](#)

28. Learn small/medium/big using leaves or pumpkins

Using the same vocabulary training technique as colors or shapes, teach your bird the words “small, medium, and big” with leaves or pumpkins!

29. Halloween vocab: pumpkin, witch, ghost, monster, cat, haunted house...

The holidays provide tons of enrichment opportunities – and lots of vocabulary learning, too! Your learners can fall in love with Halloween when they learn themed vocabulary such as “pumpkin, cat, ghost, monster, witch, etc” – words and themes that will come up time and again in their books, crafts, and cartoons!

30. Fall vocab (3 points per vocab word): leaves, trees, fire (not around birdies, but in media)

Like the Halloween vocabulary, your learner can enjoy tons of extra enrichment through seasonal vocabulary such as leaves, trees, fire/fireplace (although not around birds, just pics!) – words that will help them love Fall books, cartoons, and crafts even more!

31. Thank you vocab

At Thanksgiving, I teach (and now review) thankfulness vocabulary. I create a symbol that means “thankful” – perhaps giving hands or the word “thank you” on a card. Then I associate giving my birds a treat with the thankful symbol while I say, “You feel THANKFUL! What do you say when you get a treat? THANK YOU! You feel THANKFUL!”

Then I ask them for something they can ‘give’ me, for example, “May I have a kiss?” “May I touch your foot?” or “Can you touch the target?” I say, “I feel so THANKFUL! Thank you!!!” while I hold up the symbol and associate receiving with expressing thankfulness.

You can continue to generalize giving/receiving and expressing gratitude with other activities/items. You can also make a list of things for which your bird is grateful by asking, “Are you thankful for... treats? Kisses? Mom? Friend?” using pre-conditioned vocabulary – and you can [create a thankfulness tree](#) with the things for which they are grateful!

32. Weather vocab: hot & cold, inside & outside

I used cups of water (warm and cold) to teach “hot” and “cold.” (You could also teach hot, warm, cool, cold.) Then I also taught them “inside” and “outside” vocabulary with a ball – ball inside, ball outside. For seasons, I taught them: Fall – cool outside, Winter – cold outside, Spring – warm outside, Summer – hot outside.

### 33. Count ghosts or pumpkins

With the counting lessons, you can combine fun Halloween themes to your little one's learning by letting them count ghosts (or pumpkins, or anything else)! I put stickers on index cards (1 pumpkin, 2 pumpkins, 3 pumpkins...) to help them practice their counting AND have fun with our holiday themes!

### 34. Count/sort leaves and acorns into separate bins

With the counting lessons, you can combine fun autumn themes to your little one's learning by letting them count leaves (or pumpkins, or acorns)! I put stickers on index cards (1 pumpkin, 2 pumpkins, 3 pumpkins...) to help them practice their counting AND have fun with our holiday themes! You can also teach your bird to sort items into baskets – hold up, for example, a leaf and ask “Which one?” and then hold up two baskets and let your learner help pick out which baskets get leaves, which ones get acorns, etc.

### 35. Halloween cartoon playlist



My birds have 2 playlists of about 4-5 hours each, chock full of adorable Halloween cartoons. Baby Sensory cartoons include soft, fun music with holiday themes, and you can also check out Halloween specials from your birds' favorite shows: Peppa Pig, Bernstein Bears, AlphaBlocks, Sesame Street... A general YouTube search for “toddler Halloween” filtered to 20+ minute videos has great results too, and is quick to turn into a playlist.

### 36. Create a fall cartoon playlist

YouTube has beautiful fall scenes set to music as well as fun cartoons about leaves, trees, and all things autumn! My birds have 2 playlists of about 4-5 hours each with pretty images and music, cartoons, and learning all related to fall for new and fun sensory experiences and learning.

### 37. Create a fall music playlist


Music provides wonderful auditory enrichment, and seasonal themes bring novelty to the experience! We love to listen to George Winston, Michael Hedges, William Ellwood, and Will Ackerman – especially this time of year.

### 38. Add/teach cartoon playlist on CommBoard

Add the cartoon themed playlists to your CommBoard and teach your birds how to ask for their favorite cartoons. [Click here for the lesson!](#)

39. Add/teach fall music playlist on CommBoard or with Symbols

Like the cartoon playlist, you can [teach your bird to request different kinds of music](#) – guitar, piano, classical, dance, and more! [Here's the lesson on the CommBoard.](#)





## TABLET:

40. Color a pumpkin or other Halloween-themed character\*\*

The Kids Coloring Book app has a cute pumpkin (under the letters menu – P!) your learner can color!



Kids Coloring Book  
kidsplaylearninggames.com · Education  
4.2 ★ 1M+

41. ColorJoy Halloween Coloring Game

Your learner can color adorable Halloween scenes with this free app!

42. Coloring Autumn (Jupet)

These beautiful autumn-themed pictures are easy to color for birds! They can easily pick colors from the palette and use paint bucket fill mode to create beautiful art. You'll want to hang it on your fridge!

43. Thanksgiving Games for Kids (Kidsgames)\*\*

The Shape Puzzle activity and the Scratch Game (the picture "scratches off" wherever the birds touch!) are a fun way to celebrate the fall season!

44. Halloween ghosts matching game (Little Bat Adventures)

Fun-filled and simple, this colorful memory game allows 2x2 matching – perfect for bird kids! And it has adorable spooky music, too.

45. Halloween puzzle for kids & toddlers (Yoger Games – Educational games for boys and girls)

You'll want to bring the puzzle pieces a bit closer to the target, but this is a Halloween-themed game that also builds motor skills. And it's not too scary at all!

## TOGETHER TIME:

### 46. Nature Scavenger hunt – collect leaves and acorns

If it's safe for your bird to be outdoors (and they like it), go for a fall-filled adventure, collecting leaves, acorns, twigs, and other things. If you want to make a game out of it, check out this fun [Fall Scavenger Hunt!](#)

### 47. Go for a nature drive and look at the changing leaves OR check out Halloween decorations\*\*

For birds that love car rides, this can be a beautiful way to share the changing season together. Ellie asks for "Car ride!" often during the fall and winter because she loves looking at the lights and seeing people outside.

### 48. Play go fish with autumn or Halloween themed card decks\*\*

We use foam shapes (like these [autumn ones](#) from Amazon) for our "card deck" and play cards before bed. (Check out your matching lesson [here](#), and the game play [here](#).) When family and friends come to visit, we include them in a round of cards too! Card games are a fantastic way to keep already-learned vocabulary fresh and top-of-mind.

### 49. Play "War" with Halloween or Autumn themed card decks

Card games are a favorite just-before-bed activity in our home. Add differing quantities of pumpkin or leaf stickers to a blank deck of playing cards to create "more" and "less." Then teach your bird quantity discrimination and let them beat you at cards! (Our "more and less" discrimination lesson is [here](#), and game play instructions are [here](#)!)



### 50. Play "Which Hand?" with Halloween or Autumn themed items

Amongst us siblings, the "Which Hand?" game was a favorite in the backseat during car rides. The game itself is really easy – teach your bird to touch your hand on cue (like target training). Then hide a tiny fall or Halloween token in one of your hand (I have a little spider in the picture!) and ask, "Which hand?" When they select, open your hand. If they're right, they get a treat, and if they're wrong, they get to try

again.



#### 51. Family Thanksgiving

Celebrate the holidays together with a shared (birdie-safe) meal! In our home, Grandma comes to visit and we use cute holiday-themed paper plates to set the festive mood. The bigger birds sit on baskets or chair backs and tiny Lily had table privileges.

#### 52. Family dinner & Go Fish

Turn on your favorite tunes, make a family meal and play cards together afterward for precious memories you'll always cherish!

#### 53. Halloween dance party

My birds LOVE to dance and sing! Some of our favorite Halloween tunes include: Monster Mash, the Purple People Eater, Toccata and Fugue, and Ride of the Valkyries. (You can also find a Halloween playlist on YouTube, Pandora, or Spotify, too.)



#### 54. Halloween cartoon playlist

My birds have 2 playlists of about 4-5 hours each, chock full of adorable Halloween cartoons. Baby Sensory cartoons include soft, fun music with holiday themes, and you can also check out Halloween specials from your birds' favorite shows: Peppa Pig, Bernstein Bears, AlphaBlocks, Sesame Street... A general YouTube search for "toddler Halloween" filtered to 20+ minute videos has great results too, and is quick to turn into a playlist.



#### 55. Halloween family movie night

Pop some popcorn (save the unsalted, unbuttered ones for your bird) and turn on your favorite family Halloween cartoons to watch together. We love Tom & Jerry cartoons, Casper the Ghost, and the Nightmare Before Christmas.

## FORAGING:



### 56. Pumpkin foraging

Add a pumpkin to your bird's play area – either raw or baked – and let them play. (Ensure they are comfy with it and not scared!) To bake it, cut a pie pumpkin in half and bake face-up at 425 degrees for 35 minutes. Once it's cooled, drop in some treats and let your learner hunt through the pulp and seeds. (They'll probably nom some too!) With raw pumpkins, you can cut a hole in the side to drop in treats and let your bird get to work for their yums!

### 57. Autumn leaf and stick foraging

Collect leaves and sticks for your bird to enjoy – and FIRST make sure the leaves and sticks are BIRD SAFE! Then bake them at 200 degrees for 2 hours. Once they are safe to use, you can place them in a foraging bowl (and even drop in treats) for fun sensory play and exploration.

### 58. Halloween bag foraging

Grab Halloween *paper* cookie treat bags from Walmart, Michaels, Amazon, or your favorite craft store. Stuff it with shredded paper (or paper towels) and treats, and tie with a zip tie. Your bird will enjoy tearing through the paper for their treats – and have colorful play experiences, too! (You may need to show your bird how to forage in the bags and build up to shredded paper.)

### 59. Fall bag foraging

This is the same as the Halloween bag foraging, but with adorable fall-themed paper cookie bags!

## FOOD & RECIPES:


### 60. Monster pancakes

Mix up 1 banana with 2 eggs and fry it in coconut or olive oil for a few minutes! Then add little candy eyeballs for monster pancakes! (Don't worry, I've never seen the birds actually eat the candy!)



### 61. Pumpkin smoothies

Cut a small pie pumpkin in half, sprinkle with cinnamon, and bake at 425 degrees for 35 minutes (until soft). Then add ½ the pulp and a banana with 2 cups of water and a handful of ice to a blender for a delicious pumpkin smoothie!



### 62. Birdie pumpkin pie

Pumpkin pie for your favorite li'l feathered pumpkin! Obviously there are standard disclaimers like: don't let your bird eat tinfoil, and yes the crust has some sugar in it. The rest is vegan and unprocessed! Cut a small pie pumpkin in half, sprinkle with cinnamon, and bake at 425 degrees for 35 minutes (until soft). Blend ½ with a banana and fill a tiny graham cracker pie crust with the mixture for little bird pumpkin pies! Nom nom nom! 😊



## Parrot Kindergarten's ~Winter Fun!~

Below you'll find ideas for fun and adventure this season, including Winter, Hanukkah, Christmas, and Festivus – Fun for the Rest of Us!

They are sorted into:

- Crafts
- Books
- Lessons
- Tablet Games
- Together Time
- Foraging

Be sure to log your activities and take pics! All activities in any category count – feel free to come up with your own, too! Repeats of the same activity can be logged, too.

\*\*Extra favorite activities

# CRAFTS

## 63. Write a Letter to Santa

I let my birds pick a few of their favorite toys from a selection of pictures, and then I write a letter to Santa! To make it a forever memory... Glue your letter to pretty paper, add a bow and glue a string loop to the top to hang as a holiday decoration!

## 64. Make a Winter Wreath

I love to grab little wood wreaths from Michael's along with a few bouquets of flowers and foliage, and let my little ones pick out their favorite decorations to glue to the wreath!



## 65. Create Decorative Menorah Candles

With paper towel rolls, blue paint, yellow paper and some glitter your little ones can help you create menorah candles! This idea inspired by Artsy Craftsy Mom – you can [find it here!](#)



## 66. Decorate Holiday/Winter Ornaments

From pom-poms to glitter and stickers to flowers (plus a little glue!), you can create beautiful ornaments friends and family will treasure year after year.

## 67. Make Christmas Character Faces

I LOVE these adorable sticker crafts! It's so easy to grab a few stickers at a time, let your bird pick their favorites, and [decorate characters](#) or even [winter trees](#) together!

## 68. Make a Snowman!

This craft won't last TOO long, but you can blend ice in a blender to make some snow (or even go outside if you've got some), then let your learner pick from a variety of buttons and trinkets to decorate their little snowman – while learning about SNOW and COLD, of course!



# BOOKS

69. [You Are My Merry: A Sweet Winter Book for Kids](#) – Marianne Richmond


This is my very favorite Christmas book, hands down. A sweet, feel-good story of love and sharing – in the end, our little ones are our JOY and FUN and... our Merry!

70. ['Twas the Night Before Christmas](#)

No explanation needed! My girls find Santa on every page and we read it most especially the night before Christmas!

71. [Bright Baby Touch and Feel Hanukkah](#)

This is an ideal first board book to share with your baby or toddler as a first step to discovering Hanukkah traditions. The pages feature familiar Hanukkah images, such as lighting candles, eating latkes and playing dreidel, and there are lots of different touch-and-feel textures, which little fingers will love to explore. With clear photography, bright colors, and simple text labels, Bright Baby board books help babies and toddlers to develop and build early vocabulary through the introduction of first words and pictures.



72. [How to Catch a Snowman](#)

Fans of the hilariously fun *How to Catch a Mermaid* and *How to Catch a Dinosaur* books will absolutely love this new Christmastime, winter adventure! Our heroes' entry for the snowman contest has magically come to life—and ran away! Can YOU help catch it? Get ready for snow much fun as you travel through a winter wonderland with running, skating, and bouncing through trap after trap to catch the snowman and claim the winning prize. Will the snowman teach our heroes a lesson they'll never forget? Who snows!

73. [Touch and Feel Christmas](#)

If *You Are My Merry* is MY favorite winter book, THIS is my girls' favorite Christmas book. There are so many fun things to "touch and feel" (including Santa's beard)! They ask for this one over and over again!

74. [Rudolph the Red-Nosed Reindeer](#)

Robert L. May created Rudolph in 1939, when his company, the Montgomery Ward department stores, asked him to write a Christmas story that they could give away to customers. Drawing on the tale of

“The Ugly Duckling,” Mr. May penned the story of a sweet, homely reindeer shunned because of his glowing red nose. Little did he know his creation was destined to become a Christmas holiday classic!

Rudolph, a youthful reindeer buck who possesses an unusual luminous red nose, is teased and excluded by his peers because of this trait. One particularly stormy Christmas Eve, Rudolph manages to prove himself after Santa Claus catches sight of his nose and asks him to lead his sleigh for the evening. Rudolph agrees, saving Christmas, and is finally treated the way he deserves by his fellow reindeer!

#### 75. [Frosty the Snowman](#)

When Frosty the Snowman was introduced in 1950 in a recording by Gene Autry, it became an instant hit. Since then, its popularity has increased every year, making Frosty one of the most recognized and beloved characters ever created. This updated edition recounts the beloved tale of Frosty -- how he was brought to life one magical day and the adventures he had with the children of the town. Based on the iconic TV special, this delightfully illustrated board book will practically leap off of the shelves. Ages 2-5.

#### 76. [Santa’s Workshop – Lift-a-Flap](#)

It's time for Christmas Cheer! Come explore the North Pole with your baby or toddler and see inside Santa's workshop. Visit Mrs. Claus's kitchen, with this adorable lift-a-flap board book. Simple sentences reinforce future language structure while grasping and lifting the sturdy flaps helps develop fine motor skills.



#### 77. [Bright Baby Touch and Feel – Winter](#)

Full of fun pictures which celebrate the arrival of the magical winter season, Bright Baby Touch and Feel Winter is an engaging book to share with babies and toddlers.

There are pictures of a jolly snowman, sparkling snowflake, a winter forest and more to look at, and the pages have different touch-and-feel textures, which little fingers will love to explore.

Each spread features full-color images to look at and simple text labels to learn, plus a touch-and-feel element for extra winter fun.


#### 78. [Touch and Feel Winter: Scholastic Early Learners](#)

Touch and Feel Winter is an exciting board book for very young children. Children will love discovering images of the winter season and feeling the amazing touches that appear on every page. The mini padded format is perfect for small hands to hold, while the vivid photography and fun illustrations will engage young minds, helping to promote observation and language skills, and to develop a love of reading. Small, padded format is perfect for young hands to hold. Packed with tactile areas for young

children to touch and explore! Combination of engaging photography and simple word labels provides a fun introduction to animals while promoting observation skills and language skills.

**79. [Never Touch a Polar Bear](#)**

You must never touch a polar bear . . . unless it's in this book! This festive touch-and-feel board book is great for children of all ages and fits perfectly into tiny hands. Kids will love reading the silly rhymes that warn the dangers of touching the wintry animals--and then ignoring the advice!



**80. [Snow Kisses](#)**

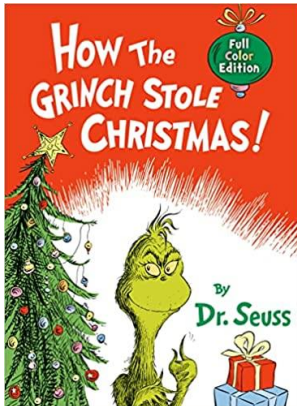

From the bestselling creator of The Biggest Kiss comes a delightful board book filled with snow and snuggles!

Snow is falling! Winter is here!  
Let's all give a snowflake cheer!

This sweet story that's filled with darling animals and irresistible text that begs to be read aloud is the perfect way to celebrate the wonders of winter while cuddled up with your little ones.

**81. [Biscuit's Hanukkah](#)**

Come along with Biscuit as he makes a beautiful menorah to celebrate Hanukkah. It's a great time for stories, songs, food and friends!



**82. [How the Grinch Stole Christmas](#)**

*Every Who down in Who-ville liked Christmas a lot . . .  
. but the Grinch, who lived just north of Who-ville,  
did NOT!*

Not since "'Twas the night before Christmas" has the beginning of a Christmas tale been so instantly recognizable. This heartwarming story about the effects of the Christmas spirit will grow even the coldest and smallest of hearts. Like mistletoe, candy canes, and caroling, the Grinch is a mainstay of the holidays, and his story is the perfect gift for readers young and old.

# LESSONS

## **83. Learn small/medium/big using snowflakes or snow-people**

Using the same vocabulary training technique as colors or shapes, teach your bird the words “small, medium, and big” with snowflakes or snow-people!

## **84. Christmas vocab: Santa, reindeer, Frosty, Christmas, Christmas tree, wreath, presents**

The holidays provide tons of enrichment opportunities – and lots of vocabulary learning, too! Your learners can fall in love with Christmas when they learn themed vocabulary such as Santa, Frosty, reindeer...” – words and themes that will come up time and again in their books, crafts, and cartoons!

## **85. Winter vocab: fire, snow, ice, snowman, snowflakes**

Like the holiday vocabulary, your learner can enjoy tons of extra enrichment through seasonal vocabulary such as fire, snow, ice, snowman, & snowflakes

## **86. Hanukkah vocab: menorah, candles, light**

Teach your little ones about your traditions with Hanukkah vocabulary – lights on and off, candles, latkes, and menorah! You can even count down the days together!

## **87. Count snowflakes, reindeer, snow-people... Anything fun!**

With the counting lessons, you can combine fun Halloween themes to your little one’s learning by letting them count ghosts (or pumpkins, or anything else)! I put stickers on index cards (1 pumpkin, 2 pumpkins, 3 pumpkins...) to help them practice their counting AND have fun with our holiday themes!

## **88. Christmas cartoon playlist**

My birds have 2 playlists of about 4-5 hours each, chock full of adorable Halloween cartoons. Baby Sensory cartoons include soft, fun music with holiday themes, and you can also check out Halloween specials from your birds’ favorite shows: Peppa Pig, Bernstein Bears, AlphaBlocks, Sesame Street... A general YouTube search for “toddler Halloween” filtered to 20+ minute videos has great results too, and is quick to turn into a playlist.

## **89. Hanukkah cartoon playlist**

Just like the Christmas one, a fun and musical playlist can entertain your little ones for hours – while teaching them about Hanukkah! [Click this link](#) for some ideas for your family!



### **90. Create a Winter cartoon playlist**

YouTube has beautiful fall scenes set to music as well as fun cartoons about leaves, trees, and all things autumn! My birds have 2 playlists of about 4-5 hours each with pretty images and music, cartoons, and learning all related to fall for new and fun sensory experiences and learning.

### **91. Create a Christmas music playlist**

Music provides wonderful auditory enrichment, and seasonal themes bring novelty to the experience! We love to listen to George Winston, Michael Hedges, William Ellwood, and Will Ackerman – especially this time of year. [Here is our \(quiet\) Christmas playlist](#) – 16 hours of gentle, winter music!

### **92. Add/teach holiday menu on CommBoard**

Add the cartoon themed playlists to your CommBoard and teach your birds how to ask for their favorite cartoons. [Click here for the lesson!](#)

# TABLET

## 93. Color Santa, snowflakes, or other winter-themed characters\*\*



Kids Coloring Book  
kidsplaylearninggames.com • Education  
4.2 ★ 1M+

The Kids Coloring Book app has a cute characters such as a snowman, Santa, and candles your bird can enjoy coloring!



Kids Connect the Dots Xmas  
IntelliJoy Educational Games for Kids Casual ★★★★★ 13,913  
Everyone  
This app is available for all of your devices  
Add to Wishlist

Install

## 94. Holiday Connect the Dots

A fun and EASY activity – your little birds can connect the dots (the correct one lights up so they just “touch the dot!”) to

discover snowflakes, snowmen, wreaths and other fun pictures! (Ellie loves this one!)

## 95. Bimi Boo Christmas Theme

If you and your bird are fans of the Bimi Boo Puzzle Color app, they have a whole adorable holiday and winter theme to enjoy! From Elves to Snowmen, your birds will LOVE these pictures to color and puzzles to put together!



# TOGETHER TIME

## 96. Santa Brings Gifts & Frosty Brings Treats!

I teach my girls that Santa brings presents (on Christmas!) and Frosty brings treats (every day). We look for (stuffed) Frosty, and underneath him they always find a special surprise.

## 97. Enjoy Hanukkah together!

From yellow shredded paper in finger straws (Bonnie!) to beautiful foam menorahs (the Kesslers!) - and be sure to remember the latkes! - our Parrot Kindergarten families have been creating new traditions with their flock kids!

## 98. Holiday Countdown Calendar w/ Treats

Our family has a “Christmas countdown” calendar – little mesh bags that we decorated and hung on the wall. Inside, they always find a little nut! It’s a bedtime tradition for the last few weeks before Christmas.

## 99. Decorate a Christmas Tree or Menorah – using Preference Training for Fav Ornaments

My girls choose between decoration options – ornaments, for us – and let me know their favorites as we decorate their room together!

## 100. Celebrate Family Christmas

On the night before Christmas, Grandma comes to visit, and we stay up late making foraging toys and wrapping their little gifts for the very next morning! THEN, when the girls wake up, they find (stuffed) Santa sitting under the tree with their little presents! We open them together, and their happiness and sparkling eyes make my whole year!

## 101. New Year’s Birdie Dance Party

Hello!! Your BIRD ROOM is where the party’s at this New Year’s! Turn on your favorite music and grab your fav fun drinks (we love peppermint tea and sparkling apple juice!) to enjoy the FUNNEST celebration anywhere with your birds!

## 102. Christmas Light Car Rides

For birds that love car rides, this can be a beautiful way to share the changing season together. Ellie asks for “Car ride!” often during the fall and winter because she loves looking at the lights and seeing people outside.

## 103. Play go fish with winter or holiday themed card decks\*\*

We use foam shapes (like these [winter ones](#) from Amazon) for our “card deck” and play cards before bed. (Check out your matching lesson [here](#), and the game play [here](#).) When family and friends come to

visit, we include them in a round of cards too! Card games are a fantastic way to keep already-learned vocabulary fresh and top-of-mind.

104. Play “War” with winter or holiday themed card decks

Card games are a favorite just-before-bed activity in our home. Add differing quantities of pumpkin or leaf stickers to a blank deck of playing cards to create “more” and “less.” Then teach your bird quantity discrimination and let them beat you at cards! (Our “more and less” discrimination lesson is [here](#), and game play instructions are [here](#)!)

105. Family Christmas/Holiday Meal

Celebrate the holidays together with a shared (birdie-safe) meal! In our home, Grandma comes to visit and we use cute holiday-themed paper plates to set the festive mood. The bigger birds sit on baskets or chair backs and tiny Lily had table privileges.

106. Family dinner & Go Fish

Turn on your favorite tunes, make a family meal and play cards together afterward for precious memories you’ll always cherish!

107. Winter dance parties

My birds LOVE to dance and sing! Some of our favorite Holiday tunes include: Rockin’ Around the Christmas Tree, All I Want for Christmas is You, and almost everything by Mannheim Steamroller! Here is our Christmas playlist on Spotify!

108. Winter Tea Party (& Optional Gift-Giving)

In mid-February, we celebrate

109. Holiday cartoon playlist

My birds have 3 playlists of about 4-5 hours each, chock full of adorable holiday cartoons. Baby Sensory cartoons include soft, fun music with holiday themes, and you can also check out Christmas specials from your birds’ favorite shows: Peppa Pig, Bernstein Bears, AlphaBlocks, Sesame Street... A general YouTube search for “toddler Christmas” filtered to 20+ minute videos has great results too, and is quick to turn into a playlist.

110. Holiday family movie night


Pop some popcorn (save the unsalted, unbuttered ones for your bird) and turn on your favorite family holiday movies & cartoons to watch together. We love The Grinch, Babes in Toyland, Jack Frost, Frosty the Snowman, Klaus, and A Christmas Carol.



111. Winter movie nights

Just like the holiday family movie night, you can pop some popcorn and enjoy winter cartoons with your little cuties! We love Small Foot, the Legend of Frosty the Snowman, The First Snow of Winter, and Frozen.

## FORAGING



112. Holiday Treat Bag Foraging

Grab holiday *paper* cookie treat bags from Walmart, Michaels, Amazon, or your favorite craft store. Stuff it with shredded paper (or paper towels) and treats, and tie with a zip tie. Your bird will enjoy tearing through the paper for their treats – and have colorful play experiences, too! (You may need to show your bird how to forage in the bags and build up to shredded paper.)



113. Winter/Christmas Pinatas!

There is almost nothing funner than foraging in a GIANT SNOWMAN PINATA! [Click here for the Amazon link](#) – this toy lasts Isabelle a whole dang week!

